




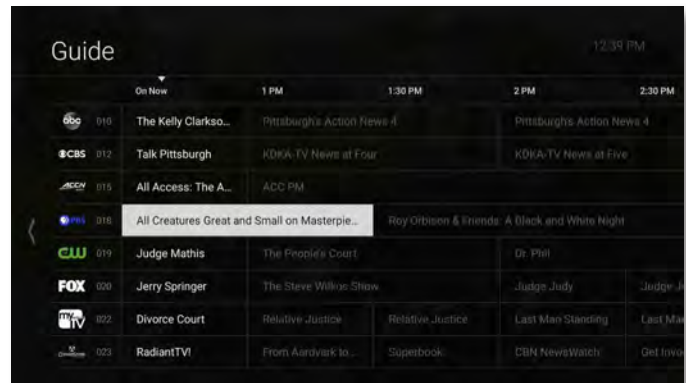
APPS: STREAMING, SOLVED

Choose Apps from the main menu or press the Apps button  on your remote control to see all your apps.



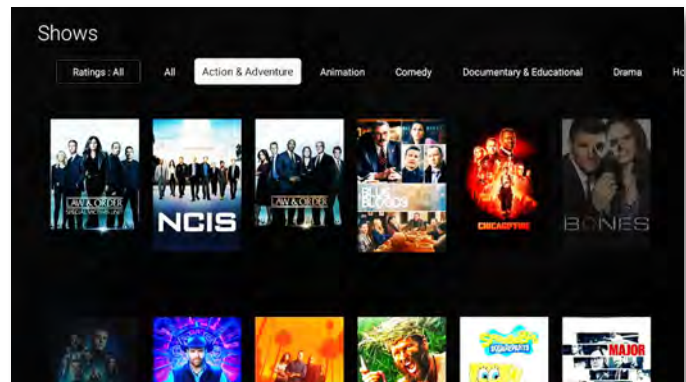
THE GUIDE: NEVER MISS A THING

Choose Guide from the main menu, or press the Guide button  on your remote control to see what's on and what's coming up.



SHOWS AND MOVIES: BROWSE THE BEST

So much to watch, so little time! Use the Shows or Movies screens to browse thousands of options. You can filter by genre such as Action or Comedy, and limit results to content rated for Kids, Teens, or Adults.



GOT QUESTIONS? Here's how you can always find answers:

Call Flight Video Customer Support at 800-998-8084 or visit us online at FlightVideo.com

© 2024 Xperi. All rights reserved. TiVo, the TiVo logo, and the TiVo silhouette logo are trademarks or registered trademarks TiVo Brands LLC. Google, Android, Google Play, Android TV and other marks are trademarks of Google LLC. App Store is a service mark of Apple Inc. iOS is a trademark or registered trademark of Cisco in the U.S. and other countries and is used under license by Apple. Netflix is a registered trademark of Netflix, Inc. All other trademarks and content are the property of their respective owners. All services are not available in all areas. Other restrictions apply.

The streaming device is powered by Android TV™.

Note: Some screen images may be simulated.

TMIS_Brook_F (Sept, 2023)

The TiVo
Managed
IPTV Service
With Flight Video


WELCOME TO THE TIVO® MANAGED IPTV SERVICE

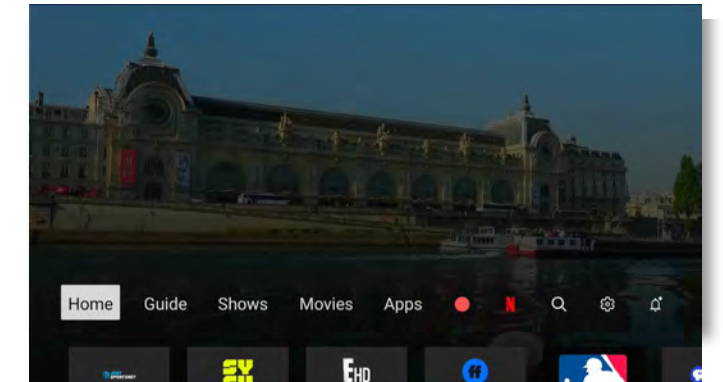
The TiVo Managed IPTV Service instantly gives you total control of the TV programming you love, and much more! You'll get hundreds of channels, as well as access to streaming providers, all from one simple device.

Find, watch, record, and stream with the TiVo Managed IPTV Service.

THE MAIN MENU

START HERE FOR JUST ABOUT EVERYTHING.

The main menu is the starting point for just about everything you do with the TiVo Managed IPTV Service. From the main menu, you can easily access popular destinations like the Home screen, the Guide, Shows, Movies, and Apps. To get to the main menu, just press the TiVo button  on your remote control.

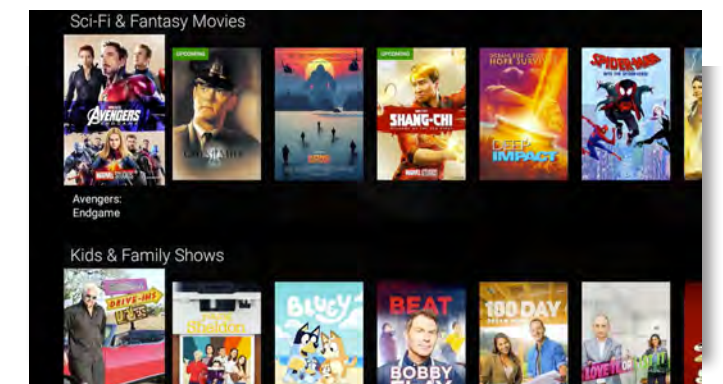


THE HOME SCREEN

ALWAYS SOMETHING GREAT TO WATCH



The Home screen is your hub for finding great things to watch. Browse categories like Sports, News, Kids, and Popular Shows, or check out live sports or shows on now.

When you find something you like, just select it to see details, watch, or set up a recording.



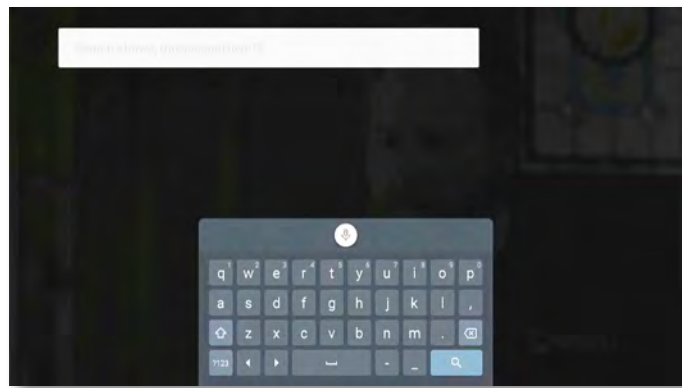
EVEN MORE YOU CAN DO...

SPEAK AND YOU SHALL FIND

Press and release the Google Assistant button  or Voice Search button  on your remote, and speak into the remote to find a show, open an app, or get recommendations. Try saying things like "Bob's Burgers," "Romantic movies," or "Basketball games."

...OR SEARCH AND YOU SHALL FIND

Don't feel like talking? Use text search to enter a title, actor name, or keyword instead. Your TiVo Managed IPTV Service instantly scans across TV programming and streaming video apps to find exactly what you want.



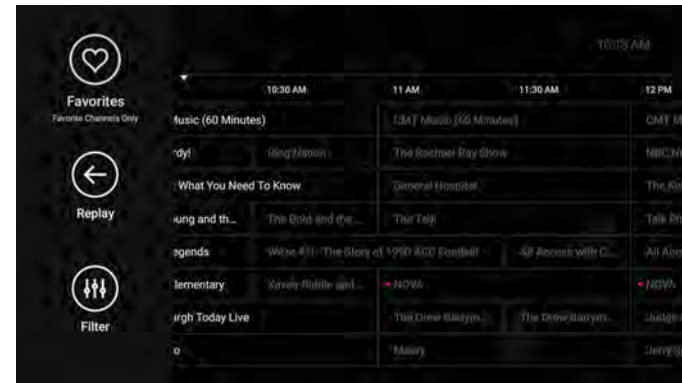
SHOW YOUR LOVE WITH FAVORITE CHANNELS

Use the Guide to set your favorite channels. Move to the Channel column and select each channel you want to set as a favorite. The small heart icon will be filled in. Whenever you want the guide to show only your favorites, just move all the way to the left and choose Favorites from the panel that appears.



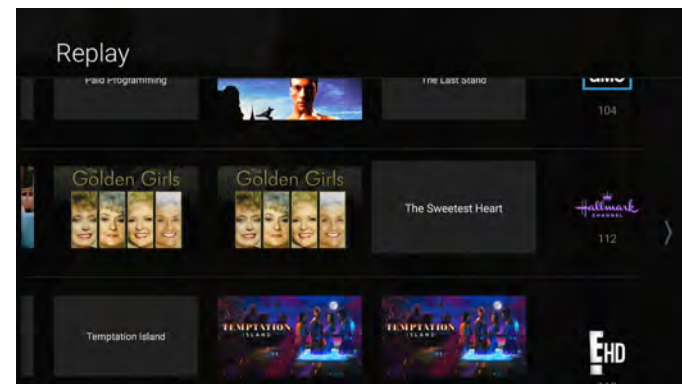
USE THE GUIDE SUPERPOWERS

Meet the hidden powers of the guide. Use your remote to move all the way to the left of the guide. A panel opens with Favorites, Replay, and Filter options.



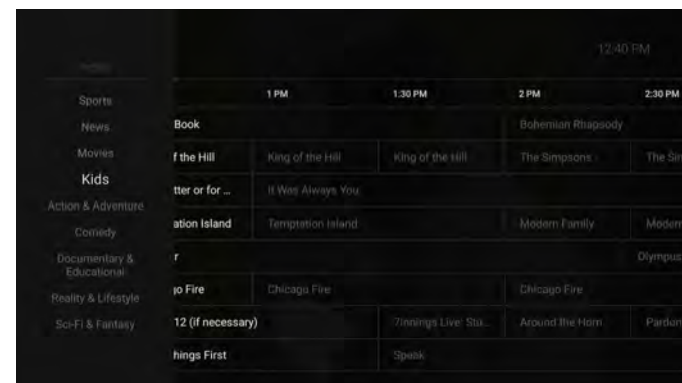
TURN BACK TIME WITH REPLAY

Missed your favorite show? No problem! Just choose Replay to choose from previously aired shows that are available to watch.

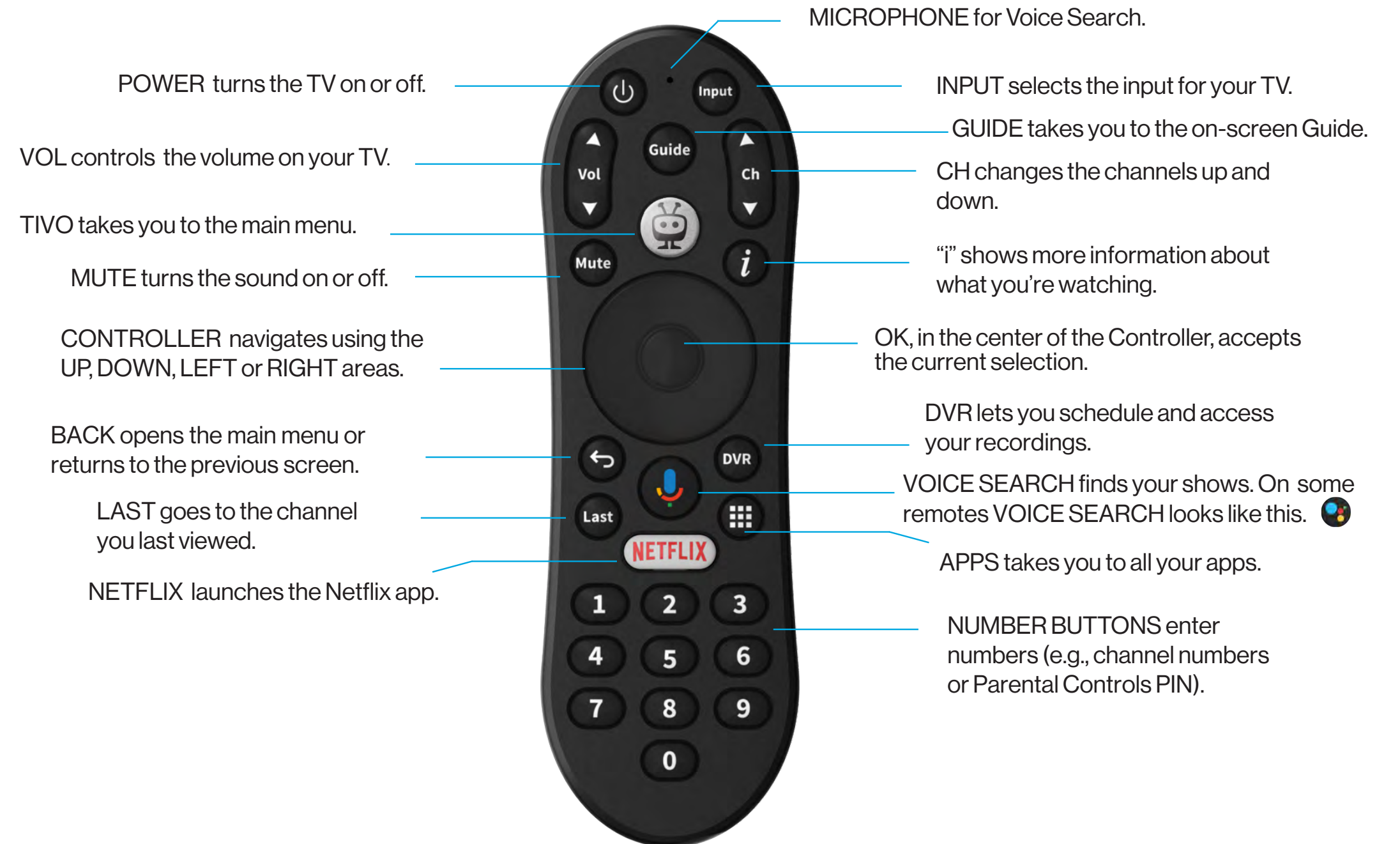


SEE JUST WHAT YOU WANT WITH FILTERS

Use filters to see only Movies, Sports, News, Kids shows, or more in the guide.



GET TO KNOW YOUR REMOTE CONTROL



POWER turns the TV on or off.

MICROPHONE for Voice Search.

INPUT selects the input for your TV.

VOL controls the volume on your TV.

GUIDE takes you to the on-screen Guide.

TIVO takes you to the main menu.

CH changes the channels up and down.

MUTE turns the sound on or off.

"i" shows more information about what you're watching.


CONTROLLER navigates using the UP, DOWN, LEFT or RIGHT areas.

OK, in the center of the Controller, accepts the current selection.

BACK opens the main menu or returns to the previous screen.

DVR lets you schedule and access your recordings.

LAST goes to the channel you last viewed.

VOICE SEARCH finds your shows. On some remotes VOICE SEARCH looks like this. 

NETFLIX launches the Netflix app.

APPS takes you to all your apps.

NUMBER BUTTONS enter numbers (e.g., channel numbers or Parental Controls PIN).