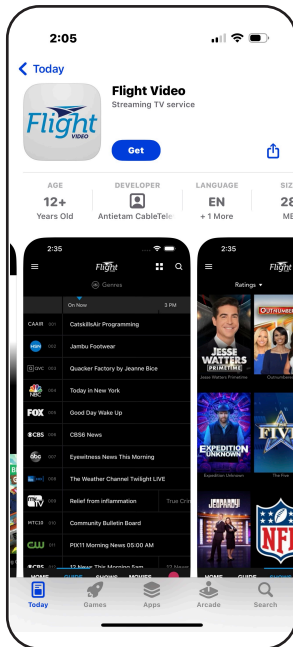



Ready?

Before you begin make sure you have the following:

- An iPhone or iPad updated with the latest iOS software
- Your Flight Video username and password



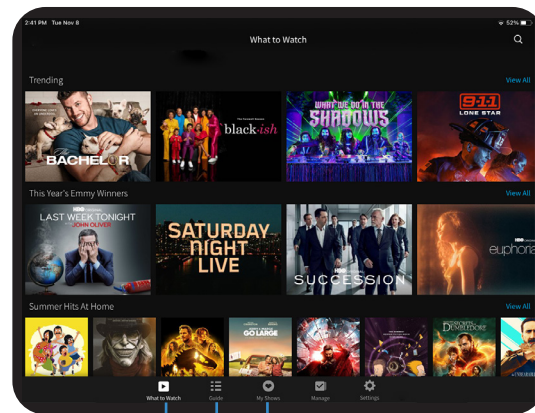
Set...

1. Open the iTunes App Store  on your phone or tablet.
2. Search for the Flight Video app and tap Get to download.
3. Once download is complete, launch the app.
4. The first time you launch you'll be prompted to sign in to the app using your Flight Video username and password.

Play!

It's time to start watching your favorite shows. Use the options at the bottom of the screen to change your view.

What to Watch: Browse recommendations. As you choose and watch shows we'll learn what you like and help you discover more.



Guide: Watch shows from live channels, find upcoming shows and schedule recordings.

My Shows: Find all your bookmarked or recorded shows. Tap a show to start watching.

Flight Video needs to be connected to your Orbitel home Internet in order to access your entire video lineup.

Have questions? Contact customer support at 800-998-8084

*The ability to stream content out-of-home may be limited and is dictated by the content provider.

TiVo features require compatible TiVo device, internet service connection and TV subscription. Start over feature only available up to 3 days. The ability to "start over" or "catch up" may vary by network and is dictated by the content provider. Fast forwarding may be disabled on some shows and is controlled by the content provider. Basic Cloud DVR tier (100 hours) is included with select TV equipment at no extra cost and recordings will be saved for up to one year or until space is needed.